

Annual General Meeting:

Disability Foundation

Adaptive Sailing Association of British Columbia

British Columbia Mobility Opportunities Society

Connec Tra Society

Disabled Independent Gardeners Association

Tetra Society of North America

Vancouver Adapted Music Society

Executive Director's Report

July 26, 2022

Table of Contents

Introduction	3
Finance (KPMG Reviews)	4
People	4
Impact from Communications	5
Donation Distribution - Fund Development	5
Societies & Programs	6
Adaptive Sailing Association of BC.....	8
British Columbia Mobility Opportunities Society	10
ConnecTra Society.....	12
Disabled Independent Gardeners Association.....	14
Tetra Society of North America	16
Vancouver Adapted Music Society	18
Volunteer Management.....	20





Executive Director's Report

Introduction

2021 was a year of change for the Disability Foundation and its affiliated societies. On July 1st, I replaced Ruby Ng as executive director; in November, the board of directors approved this permanently.

My previous position, the director of operations, was not backfilled, allowing me to set up a new management structure designed to improve inclusion and operational efficacy.

Eric Molendyk is the program manager for ASABC, BCMOS, and Tetra Society. His decades of hands-on experience in these programs will provide invaluable insight and strategic delivery. **Graeme Wyman** is the program manager for ConnecTra Society, DIGA, and VAMS. His seven years with us, his relationships with industry leaders and his academic background at the prestigious Berklee College of Music will continue to develop a culture of progressiveness.

In communications, **Taylor Wagner** moves into the senior communications officer role and, with her team, takes over all things related to promoting and marketing the foundation and our societies. **Joy Hayden**, a consultant, leads our fund development team to build long-term partnerships with donors and financially keep our programs and services healthy.

Long-time employee **David Ostro** is the elder statesman of our network and who works closely with the leadership team. **Jordan Cripps** straddles multiple functions, lending his experience between fund development and communications. Our very busy bookkeeper, **Maryellen Polikoff**, meets the financial requirements for all societies, statutory demands from government agencies and grantors, and manages the reporting needs with our external accountants. **Gail Bongalis** takes over as organization administrator from retired **Grace Noguchi**.

Together, with our board of directors, this leadership group, an enthusiastic staff, contractors, and volunteers, we are poised for the organization's future and to put into practice the new five-year strategic plan in 2023.

Please see the complete report for others who have contributed to the success of our programs.

My first year as the executive director focused on bringing stability to our core programs. We were approaching the start of a post-pandemic community. There were many unknowns: fewer government grants, disappearing wage assistance programs, ever-changing health authority requirements, wavering client participation rate, rising expenses, and a summer staff labour pool that demanded higher wages.

Working closely together, the staff and volunteers delivered a successful 2021. We are proud to have been able to not only provide our programs and services but sometimes exceed expectations. I am delighted to showcase our 2021 work in this report.

David Fong, Executive Director

Finance (KPMG Reviews)

Please see KPMG report in websites (About Us).

People

Sylvia Baliko, Tetra Regional Coordinator for Eastern Canada, was promoted to National Coordinator, assisting Eric in the operations of Tetra across Canada. Working closely with Sylvia and Eric are our regional coordinators Andrew Jantzen (Atlantic Canada) and Crystal Leochko Johnston (Prairies).

Fundraising continued to be at the centre of activities. Joy Hayden, development specialist was contracted to aid Jordan Cripps and Nichole Yamchuk to cover all seven organizations in their fundraising efforts.

On the technology side, David Ostro and Florence Rondeaux supported the advancement of Salesforce by implementing it into all societies' processes such as volunteers, program activities, and Tetra request for assistance.

Devenne Drege keeps our complex set of technologies up and running from Microsoft Azure cloud services to improving website accessibility.

Our volunteer system has improved the entire volunteering management framework. The work by our volunteer coordinator, Sheryl Rose Newman, focused on recruitment and retention in 2021.

Brad Davies manages Breeze, ASABC's Boat Donation Program during a time of no boat donations due to COVID-19. However, at the end of 2021, activity has picked up and we expect donations in 2022.

The communications function for all entities was led by Senior Communications Officer Taylor Wagner and assisted by Janet Woods and Jordan Cripps. Additionally, we hired post-secondary students to round off the communications team.

The program coordinators are tasked with keeping society programs running smoothly, within budget, and on-time. Big kudos to Emily Chambers (Connec Tra), Bryden Veinot (VAMS), Shareen Pasco (DIGA), and Avi Nachmani (ASABC and BCMOS).

Our multi-tasking support staff includes Jared Boynowski, Doug Docherty, Toni Accettura, Derrick Grasby, and Kausar Doctor.

And lastly, all our fantastic students and temporary staff that made our programs successful.

Impact from Communications

These are the social media statistics from 2021. Note that additional statistics are in each society's section in this report.

<u>Stat Type</u>	<u>2021</u>	<u>Change from 2020</u>
Web Users	26,816	334.97%
Websites – unique visits/sessions	89,612	183.76%
Websites – page views	191,951	N/A
Facebook followers ALL	7,446	9.40%
Facebook Followers (DF)	1,681	9.73%
Facebook Page Reach (Unique Acc.)	135,042	1308.59%
Instagram followers ALL	4,476	42.19%
Instagram Followers (DF)	1,216	37.25%
Instagram Reach (Unique Accounts)	43,016	420.84%
Twitter Followers	3,791	1.61%
Tweet Impressions	131,187	16.74%
LinkedIn Followers	431	155.03%
YouTube Subscribers	520	32.32%
Video views	186,424	739.33%
MailChimp Discover Newsletter List	5,050	255.13%
Average Increase		253.35%

As you can see, communications had a huge impact in 2021 with an impressive average increase of over 250% across metrics from the end of 2020. This boost in audience reach and engagement is invaluable to the growth of our programs, increasing the potential for clients and donors alike.

Donation Distribution - Fund Development

Fund Development:

- “How the Disability Foundation was funded in 2021”
 - 1% non-government organization grants
 - 2% private donations
 - 1% non-profit grants
 - 26% government grants
 - 70% Disability Foundation funds

- “How our Societies were collectively funded in 2021”
 - 5% Product sales
 - 4% private donations
 - 28% Foundation funds
 - 11% Corporate grants
 - 3% Nonprofit grants
 - 4% non-government grants
 - 50% Government grants

Societies & Programs

Although the Disability Foundation does not directly deliver programs and services, its operational and administrative support resulted in notable programmatic achievements.

AccessiBe and Accessible Design Guide

With the guidance of two board directors, Mike Stiles and EJ Tremblay, the Disability Foundation implemented two controls that improves the experience on our websites for people with disabilities. The Accessible Design Guide instructs our staff how to implement proper design features including colour, contrast, typography, and language.

AccessiBe is a control available on all our websites that allows users to make basic site adjustments without a need for knowledge of advanced browser settings or installation of specialized accessibility software. Using AccessiBe, you can modify fonts, colours, animation, audio, and highlights.

Youth Leadership Initiative

YLI Team: Alice Pan, Serena Bains, Max Muratov, and Joshua Cabecinha-Alati.

In its initial phase of gathering participants and realizing that there are post-secondary youth with disabilities who are struggling to seek employment in their late-20s, the Disability Foundation’s Youth Leadership Initiative team expanded the target age group to 17-29 in 2021. To encourage survey participation from young adults aged in the late-20s and keep engaging with the post-secondary students, the YLI team continued to explore different multimedia tools to promote YLI. This includes being the pioneer within the organization in running YouTube ads, hosting a coffee chat, and releasing videos like a presentation video and an impact story video in which the interns, from youth with disabilities perspective, explained how this project benefits their peers and the disability community. This extensive campaign has increased the public profile of the initiative across the country, leading to a total of 450 survey responses. The team is excited to bring these responses forward to focus groups in January 2022 in hopes of

gaining more insights from the employment stories shared by the young job-seekers living with disabilities.

Youth Leadership Initiative Stats:

- YLI survey participants: 450
- YLI interns: 4 (One newly joined the team in 2021)
- Organizations reached: 818
- 3 YLI interns completed the Royal Roads University leadership development training in April, and started a leadership development training with all the staff in May
- 2 staff members joined as peer mentors at the RRU training

In 2022, YLI will publish the research report and begin assembling a national advisory committee.



Adaptive Sailing Association of BC



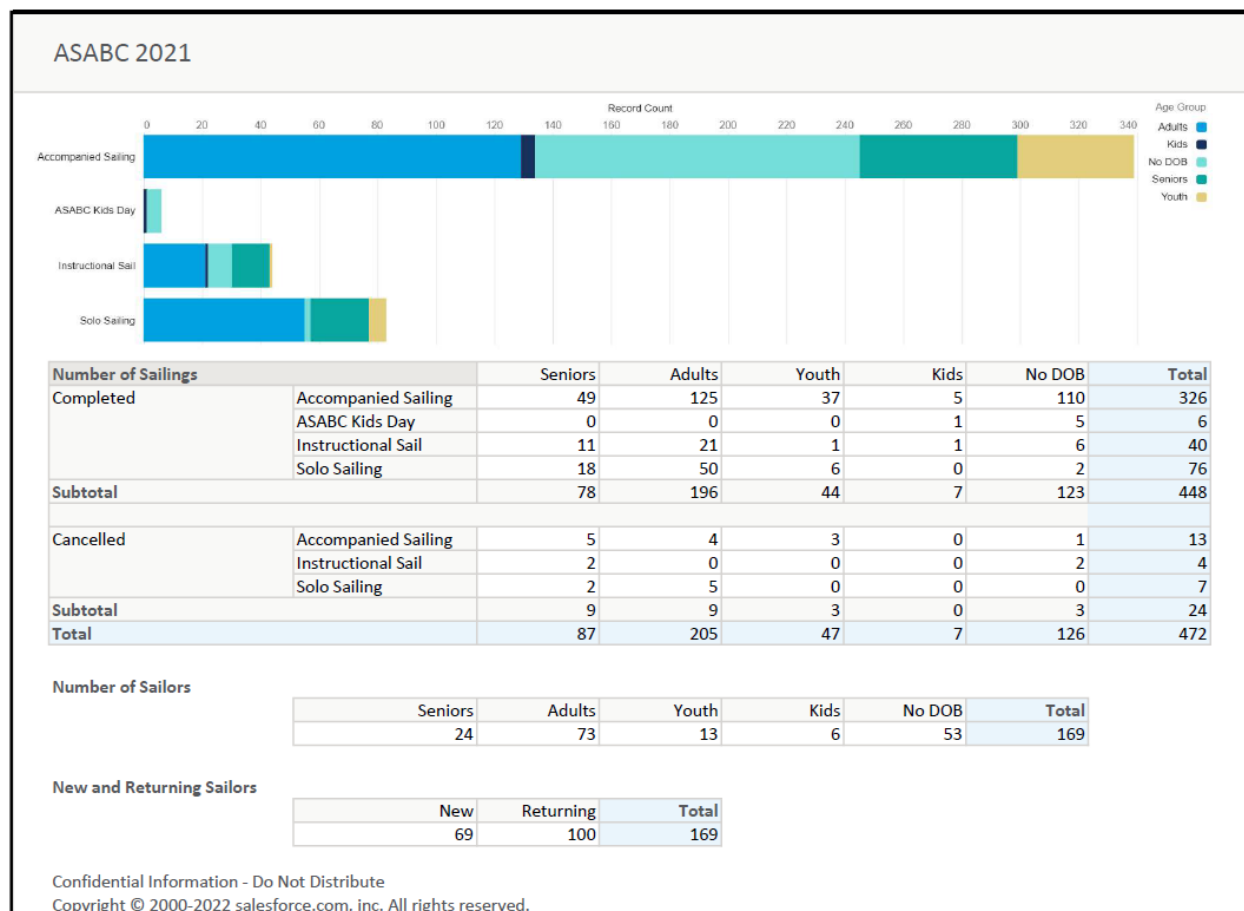
It was a full summer of sailing at Jericho Sailing Centre. Unlike 2020's July start, 2021 began sails in late May. The reduced capacity was still in place due to COVID-19 protocols. We employed a full crew of seven and Avihu Nachmani, ASABC program coordinator, led the staff to another no COVID reported summer.

The number of total sails increased from 250 in 2020 to 448. The total number of sailors reported is 169, up from last year's 102. The staff loved the 48 times a child or youth sailed in 2021.

The sailing program cannot work without our volunteers. In 2021, ASABC had 14 land volunteers and 17 sailing companion volunteers for a reported total of 285 hours. Amazing!

In 2021, we saw the rebranding to Adaptive Sailing Association of British Columbia (ASABC) - thank you to the 132 of you who helped us choose our new name and logo!

ASABC Statistics



Web Users	11,411
Facebook Page Followers	570
Facebook Page Reach (Unique Accounts)	2,350
Facebook Followers	935
Facebook Reach (Unique Accounts)	647

Fund Development: “How ASABC was funded in 2021”

1% corporate grants
8% private donations
29% Disability Foundation funds
62% government grants



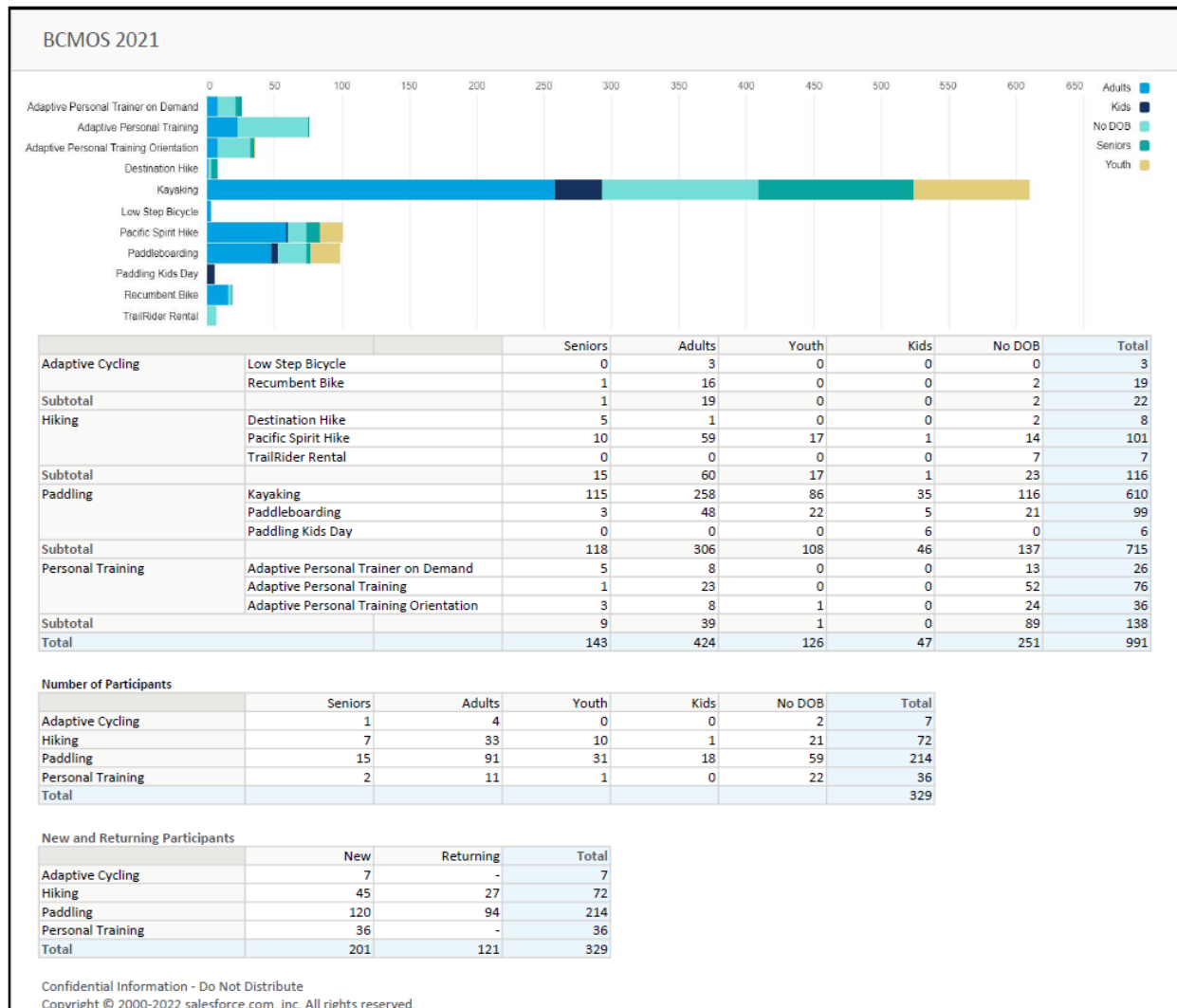
British Columbia Mobility Opportunities Society



In 2021, BCMOS introduced adaptive cycling. This pilot partnered with the recreational therapists at GF Strong Rehabilitation Centre. This one-day per week schedule had seven participants riding with a small BCMOS cohort 22 times during the summer. Each participant was thoroughly assessed for riding on a specific adaptive cycle before coming to BCMOS at Pacific Spirit Park for the start of the ride. The BCMOS coordinator and cycling volunteers fulfilled the ride throughout the west side of Vancouver. The plan is to expand the program in 2022.

As expected, hiking activity doubled the 56 hikes from 2020's shortened season to 109. This was also the case for kayaking as 2021 had 610 paddles from 2020's 268. Paddleboarding saw an increase from 69 to 99 paddles.

BCMOS Statistics:



Adaptive Paddling:

- 4 adapted kayaks & 4 adapted paddleboards in operation
- 664 total adaptive paddling activities: 560 kayaking, 104 paddleboard
- kids paddles: 27
- New paddling clients: 35
- 3 paddling summer student staff

TrailRider Hiking

- 4 TrailRiders in operation
- Total hikes: 108
- Kids hikes: 13
- New hiking clients: 15
- 10 TrailRiders sold, 22 rented
- 3 summer student hiking staff

Handcycling Pilot

- 22 sessions by 7 clients

One-on-one Adaptive Personal Training with Ocean Rehab & Fitness

- 4x 3-month cohorts, 60 total clients for personal training
- 1 summer student

Web Users	7,843
Facebook Page Followers	1,252
Facebook Page Reach (Unique Accounts)	5,806
Instagram Followers	568
Instagram Reach (Unique Accounts)	547



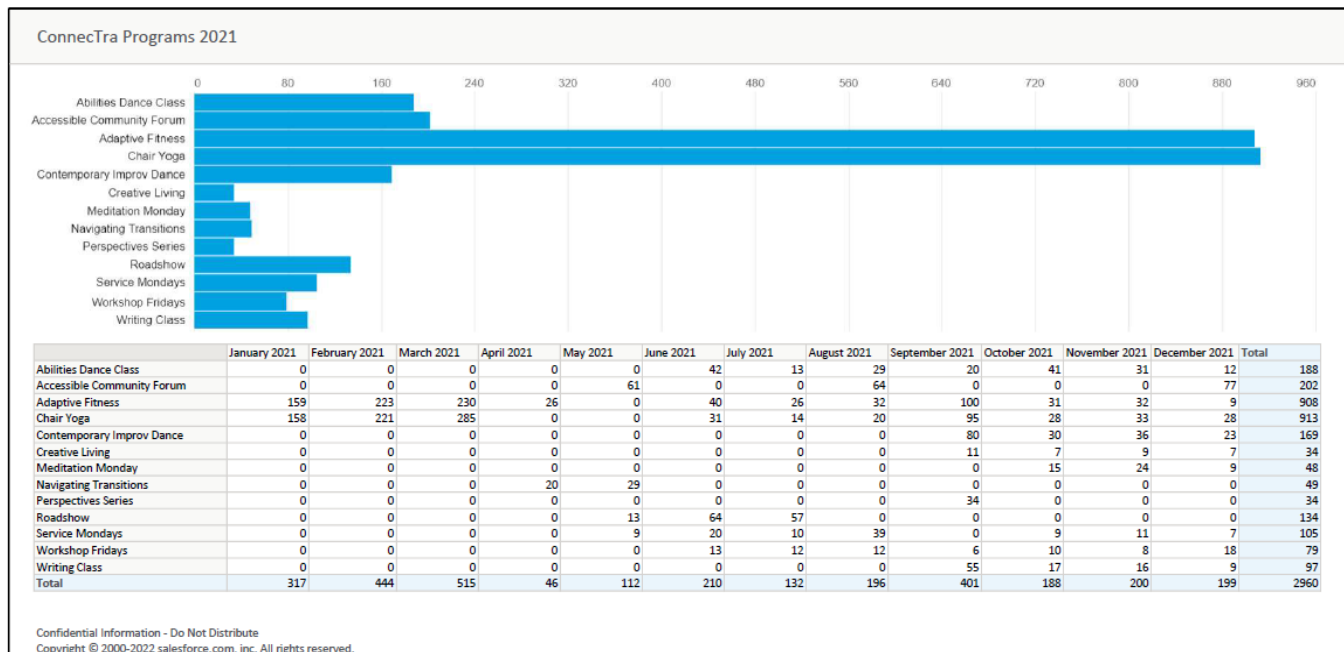
Funds Stats: "How BCMOS was funded in 2021"

- 3% Private donations
- 3% Disability Foundation funds
- 7% non-profit grants
- 21% corporate grants
- 66% government grants



In 2021, ConneCTra grew and expanded its community by focusing in on quality programming, like our monthly Perspectives Series on topics such as “Navigating the Care Aid System”, “Parents of Children with a Disability”, “Dating with a Disability” and more. We also carried on with our Accessible Community Forums, facilitating conversations with like-minded organizations, our community, and government/city officials who can institute real change around “Built Environment”, “Accessible Recreation” and “Accessible Parking”. ConneCTra continued to support health and well being with weekly Adaptive Yoga, Fitness and Dance classes. We also offered Meditation Mondays and a Creative Writing class! ConneCTra is about creating opportunities for people living with disabilities, and we are grateful to be working with such a diverse and awesome community. More to come in 2022!

ConneCTra Statistics:



229 ConneCTra online events & workshops held over Zoom with many recorded and streamed to Facebook and YouTube and 2,960 total attendances in Zoom.

- 14,217 video views on Facebook
- 3 Online Accessible Community Forums (ACF)
 - Built Environment (May 21)
 - Panelists from: Paul Gauthier, Heather McCain, Dan Coulter, Brad McCannell, Dylan Passmore, and Karen Lai
 - Survey responses: 73
 - Forum registrants: 76
 - Accessible Recreation (Aug 27)

- Panelists from: Spinal Cord Injury BC, City of Surrey, Power to Be, SportAbility BC, Ocean Rehab & Fitness, and Parks Canada
- Survey responses: 111
- Accessible Parking (Dec 3 – IDPWD)
 - Panelists from: SPARC BC, Legislative Assembly of BC, City of Vancouver
 - Survey responses: 97
 - Forum registrants: 86

Web Users	7,836
Facebook Page Followers	676
Facebook Page Reach (Unique Accounts)	38,075
Instagram Followers	547
Instagram Reach (Unique Accounts)	917

CT Fund Development: “How ConnecTra was funded in 2021”

- 1% private donations
- 2% corporate grants
- 97% government grants

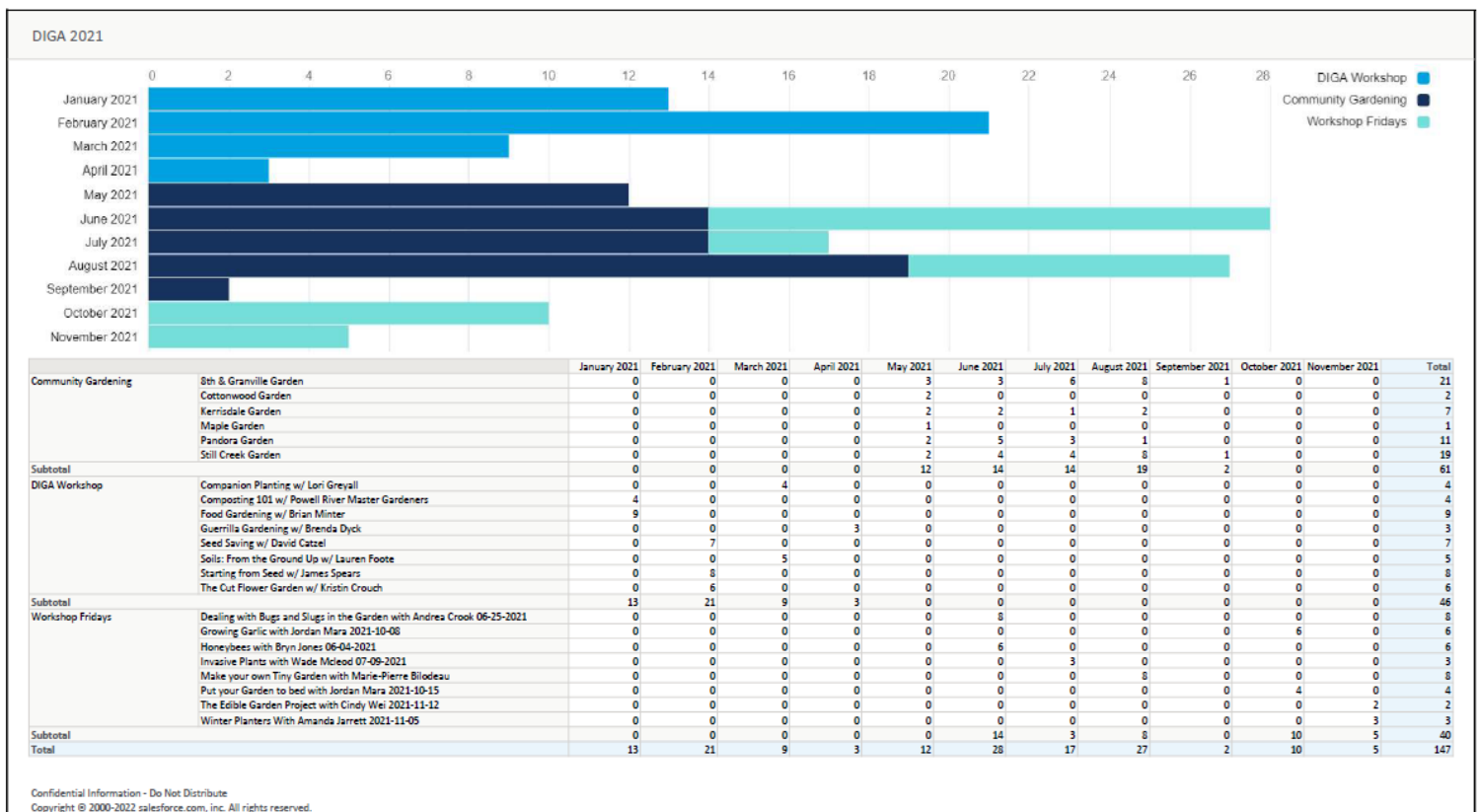


Disabled Independent Gardeners Association



There is much to celebrate in 2021. DIGA continued to grow despite COVID restrictions. We made food security more of a priority with the pilot of our home gardening program. We added two new members to our community gardens. Our consistent monthly presentations on ConnectTogether engaged more people than in 2020. The courtyard garden was completed at GF Strong. Though patients and members weren't allowed in, staff and clients still enjoyed through the windows and looked forward to when they would be able to in 2022.

DIGA Statistics:



Virtual Workshops: 15 hours of virtual workshops including tutorials like how to grow garlic, closing your garden for the winter, and companion planting

GrowABLE Workshop Highlights:

- Growing Garlic: 163 views
- Putting the Garden to Bed: 44 views
- Companion Planting: 27 views
- Prepping the Garden: 34 views
- Make your own Sauerkraut: 37 views

Volunteer sessions in the community gardens: 62
7 plots at 6 community gardens
Growing Together podcast: 7 episodes released
Began pilot of the Self Irrigating Planters

Web Users	2,708
Page Followers	427
Page Reach (Unique Accounts)	13,248
Instagram Followers	327
Instagram Reach (Unique Accounts)	355

DIGA Fund Development: “How DIGA was funded in 2021”

- 5% Private donations
- 46% Corporate grants
- 49% government grants



Tetra Society of North America



2021 was a year of growth and stability for Tetra. Long-time Tetra employee, Sylvia Baliko, fit very well into her role as a National Coordinator. She, along with her fellow regional coordinators, were able to oversee growth for Tetra nationally. 2021 saw the return of in-person meetings with clients and we have been able to do so without a reported COVID case. Tetra held its TetraNation campaign, showcasing its highest number of projects ever: 50, showcasing assistive devices from across the country which coincided with the National Volunteers Week in April. Nationally, Tetra also held its Tetra conference which included keynote speakers Sam Sullivan, and Tetra board member Bryce Clark. TetraCon had a 15% increase in attendance and was held virtually.

With our growing volunteer base which includes technical and outreach volunteers, Tetra saw growth in completed projects, total Requests for Assistance received, and number of completed projects.

In 2021, Tetra had a 425 total Request for Assistance submitted, up from 392 in 2020.

Total projects completed 269, up from 252 in 2020.

New clients 82, up from 54 in 2020.

New volunteers 85, up from 67 in 2020.

Tetra had 40 active chapters in 2021, same number as the previous year.

In locations where Tetra does not have a coordinator, volunteers are still connecting with clients and using virtual platforms like Zoom, we have been able to connect with clients even if we cannot meet them in person. This is one of the key factors that has led to Tetra's growth: the development of "Virtual Chapters". What was achieved in 2021 provides a good building block for the years ahead.

Tetra Statistics:

- Total National Requests for Assistance (RFAs) received: 425
 - Total completed projects: 269
 - Total children's projects: 71
- New clients: 82
- Active chapters: 40
- Active Chapter Coordinators: 25 coordinators, 15 chapters run virtually with help of National Coordinator & volunteers
 - BC: 4, Alberta: 5, Ontario: 10, Atlantic Canada: 3, regional coordinators: 3
- Virtual coordination sessions: 561 (Including chapter meetings, volunteer meetings with clients, virtual presentations)
- Tetra University clubs: UBC, Ryerson, University of Ottawa, Algonquin College
- TetraCon 2021 (Sep 18) highlights:
 - Online event hosted on Zoom, theme: Breaking Down Barriers
 - 148 registrants, 75 attendees

- 7 presentations from 7+ presenters including Sam Sullivan, the late Bryce Clarke, Eric Molendyk & more
- TetraNation 2021 highlights
 - TOTAL VIDEOS: 50
 - TOTAL VOTES: 266
 - Winners: Most Innovative Project- adapted archery holder (Newfoundland), best child adapted project: Edmonton, Most votes: Hamilton chapter adapted beach chair.
- 400 netClé devices given to Canadians with disabilities across Canada

Web Users	18,635
Facebook Page Followers	485
Facebook Page Reach (Unique Accounts)	23,670
Instagram Followers	575
Instagram Reach (Unique Accounts)	966
Gizmo Newsletter Email List	1402

Tetra Fund Development: “How the Tetra Society was funded in 2021”

- 4% Non-profit grants
- 6% Corporate grants
- 8% Private donations
- 36% Government grants
- 46% Disability Foundation Funds

TetraBase – Catalog of Tetra Devices

PEL21010

PROJECT NAME: Handed Wheelchair Blanket

PROBLEM: The client purchased a wheelchair blanket that wasn't well, and it was not warm enough to keep the muscles warm and relaxed.

SOLUTION: Volunteer purchased 2 USB heating pads that were sewn onto the blanket underneath. A pocket was sewn for the power bank etc...

DATE COMPLETED: 2021-10-25

CHAPTER: Peel Region

COORDINATOR CONTACT: PeelRegionON@TetraSociety.org

COST ESTIMATE: CAD \$140

TIME TO COMPLETE (HRS): 10

MATERIALS LIST

IMAGES

VIDEO

TECHNICAL INFORMATION

VAN21017

PROJECT NAME: iPad Mount

PROBLEM: Due to his injuries, the client must constantly tilt his chair, and his existing iPad mount fell off or became unusable when tilted.

SOLUTION: Mounted on iPad holder using a plate under the seat cushions. The new mount is adjustable and keeps the iPad usable in all views.

DATE COMPLETED: 2021-10-21

CHAPTER: Vancouver

COORDINATOR CONTACT: VancouverON@TetraSociety.org

COST ESTIMATE: CAD \$150

TIME TO COMPLETE (HRS): 8

MATERIALS LIST

IMAGES

VIDEO

TECHNICAL INFORMATION

VAN21052 & VAN21053

PROJECT NAME: Walkin Threshold Ramps

PROBLEM: Client has difficulty getting walker over threshold then slides to garage and out front door.

SOLUTION: Build wooden ramps on 212 slope with self-stap tape attached for traction.

DATE COMPLETED: 2021-10-21

CHAPTER: Vancouver

COORDINATOR CONTACT: VancouverON@TetraSociety.org

COST ESTIMATE: CAD \$25

TIME TO COMPLETE (HRS): 10

MATERIALS LIST

IMAGES

VIDEO

TECHNICAL INFORMATION

VAN21066

PROJECT NAME: Shower Seat

PROBLEM: Client has balance issues when showering.

SOLUTION: Provide shower seat with grab bars.

DATE COMPLETED: 2021-10-21

CHAPTER: Vancouver

COORDINATOR CONTACT: VancouverON@TetraSociety.org

COST ESTIMATE: CAD \$80

TIME TO COMPLETE (HRS): 1

MATERIALS LIST

IMAGES

VIDEO

TECHNICAL INFORMATION

VAN21055

PROJECT NAME: Raised Toilet Seat

PROBLEM: Client has difficulty getting off toilet seat due to weak muscle tone.

SOLUTION: Raise toilet seat. Due to cancer in rear elevation plastic client with rubber vesp were needed between elevator and toilet to...

DATE COMPLETED: 2021-10-21

CHAPTER: Vancouver

COORDINATOR CONTACT: VancouverON@TetraSociety.org

COST ESTIMATE: CAD \$55

TIME TO COMPLETE (HRS): 8

MATERIALS LIST

IMAGES

VIDEO

TECHNICAL INFORMATION

HAM21032

PROJECT NAME: Extension for Laptop Desk

PROBLEM: The client uses a zero gravity chair to work on a laptop. As such, the wall is special laptop "stand" to accommodate the computer. B...

SOLUTION: An extension was made to attach to the existing zero gravity chair to support the client right arm with an adjustable arm sleeve fe...

DATE COMPLETED: 2021-10-15

CHAPTER: Hamilton

COORDINATOR CONTACT: HamiltonHalterON@TetraSoc...

COST ESTIMATE: CAD \$100

TIME TO COMPLETE (HRS): 70

MATERIALS LIST

IMAGES

VIDEO

TECHNICAL INFORMATION

VAN21047

PROJECT NAME: Walker Tray

PROBLEM: When the client is rolling her walker around the house, she calls on steps "head" and she struggles because she is unable ...

SOLUTION: Mounted a criteria tray with a drink holder over the arms of the walker.

DATE COMPLETED: 2021-10-14

CHAPTER: Windsor

COORDINATOR CONTACT: WindsorON@TetraSociety.org

COST ESTIMATE: CAD \$35

TIME TO COMPLETE (HRS): 5

MATERIALS LIST

IMAGES

VIDEO

TECHNICAL INFORMATION

Tetra Society of North America

PROJECT NAME: Custom Door Remote

PROBLEM: Client needed a way to open his door remotely.

SOLUTION: We set his door up to be opened by his phone/voice.

DATE COMPLETED: 2021-10-14

CHAPTER: Windsor

COORDINATOR CONTACT: WindsorON@TetraSociety.org

COST ESTIMATE: CAD \$0

TIME TO COMPLETE (HRS): 1

MATERIALS LIST

IMAGES

VIDEO

TECHNICAL INFORMATION

VAN21065

PROJECT NAME: Support Desk for Keys

PROBLEM: Users of the double kayak at disaster paddling centre often lose gear over the side and have to be propped up in the raft.

SOLUTION: Take the seat from the previous kayak and adapt it to the new kayak.

DATE COMPLETED: 2021-10-12

CHAPTER: Vancouver

COORDINATOR CONTACT: VancouverON@TetraSociety.org

COST ESTIMATE: CAD \$0

TIME TO COMPLETE (HRS): 1

MATERIALS LIST

IMAGES

VIDEO

TECHNICAL INFORMATION

HAM21037

PROJECT NAME: Accessible Change Table

PROBLEM: Client uses an electrical wheelchair and drives across to her machine through the front of the crib doors, as well as ...

SOLUTION: The crib doors were changed to swing out from the side allowing complete access, and a desk was built to provide her the cleaners...

DATE COMPLETED: 2021-10-08

CHAPTER: Hamilton

COORDINATOR CONTACT: HamiltonHalterON@TetraSoc...

COST ESTIMATE: CAD \$180

TIME TO COMPLETE (HRS): 120

MATERIALS LIST

IMAGES

VIDEO

TECHNICAL INFORMATION

HAM21038

PROJECT NAME: Accessible Change Table

PROBLEM: The client needed a change table set up on a desk with the proper clearance for her to get under the table with her electrical ...

SOLUTION: A desk was made to the proper clearance for the client to get under the change table to look after her infant. The top of the...

DATE COMPLETED: 2021-10-08

CHAPTER: Hamilton

COORDINATOR CONTACT: HamiltonHalterON@TetraSoc...

COST ESTIMATE: CAD \$150

TIME TO COMPLETE (HRS): 50

MATERIALS LIST

IMAGES

VIDEO

TECHNICAL INFORMATION

WIP21018

HAM21046

OTT21011

YOR21002

WIP21017

HAM21047

WIP21018

WIP21017

HAM21045

WIP21009

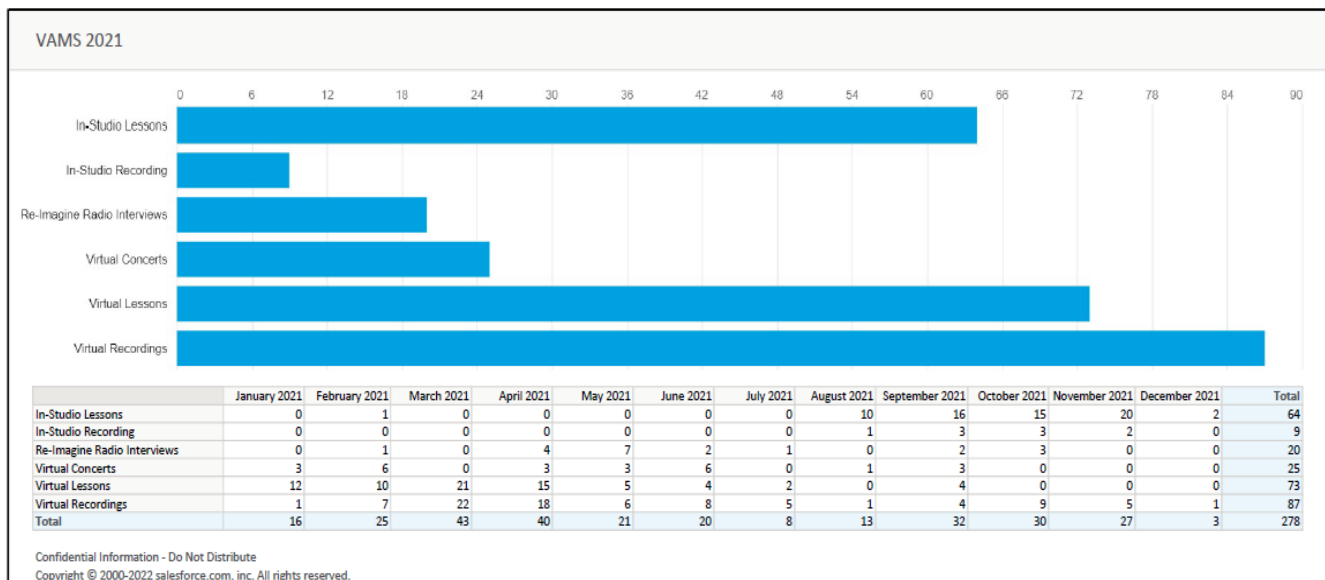
HAL2005

Vancouver Adapted Music Society



Graeme Wyman hired his replacement as the program coordinator. Bryden Veinot stepped right in and in no time assisted Graeme in many of the programs offered including teaching lessons and organizing concerts. Virtual lessons were given from the start of 2021 and in-studio lessons started up again in the second half of the year. With COVID-19 restrictions still in place, virtual concerts continues to be the focus as well as Re-Imagine Radio, VAMS's podcast offering.

VAMS Statistics:



Soundcloud stats: 1,302 plays on Soundcloud

In Studio Lessons (starting on August 4th Ended in November): 64

In Studio Recording Sessions (starting August 4th Ended in Nov): 9

Re-Imagine Radio Interviews: 24 interviews split into 32 episodes

Virtual Lessons: 73 hours of virtual lessons

Virtual Recordings: 87 hours of virtual recordings

Virtual Concert Views on YouTube: 1,104

Web Users	14,363
Facebook Page Followers	826
Page Reach (Unique Accounts)	5,304
Instagram Followers	308
Instagram Reach (Unique Accounts)	350

VAMS Fund Development: “How VAMS was funded in 2021”

- 9% Disability Foundation Funds
- 3% corporate grants
- 88% government grants



Volunteer Management

With Sheryl Rose Newman leading our volunteering efforts across all societies, its management has never been better. There is a documented onboarding process in place, a volunteering system integrated into Salesforce, and an easy sign-up for volunteers to select their meaningful opportunities. Here are the 2021 volunteering statistics:

Total Volunteer Hours (all societies except for Tetra society) - 1,120 hours

Total Number of Summer Volunteers - 99 volunteers

ASABC Active land volunteers - 14

ASABC Active Sailing Companion volunteers - 17

BCMOS Active Volunteers (Kayaking, Paddleboarding, hiking and cycling) - 62 volunteers

Tetra Society active volunteers (all 30 chapters) - 149

Volunteer Jobs	No. of Volunteers	Total Hours Contributed
ASA Sailing Companion	17	201
ASA Land Volunteer	14	84
BCMOS Hiking	39	372
BCMOS Cycling	2	13
BCMOS Kayaking	28	286
BCMOS Paddle-boarding	17	52
BCMOS Adapted Personal Training	1	40
BCMOS Paddling Land volunteer	3	239
BCMOS Social Media	1	3
ConnecTra Social Media	1	10
ConnecTra Event Support	2	29
ConnecTra Market Research	1	5
DIGA Gardening	15	152.5
Volunteer Engagement Tasks	3	19.5
Youth Leadership Initiative Tasks	2	84.5
VAMS - Piano Instructor	1	14

Total number of 2021 volunteers: 99

2021 volunteers of the year

ASABC: Sailing - Richard Rosembaum; Land - Sophia Lang

BCMOS:

Kayaking: Celia Quigley; Paddleboarding: Nayeli Cruz-Iqbal; Paddling Land: Sena Fong

Hiking: Maria Edora; Cycling: Sahil Singh

Connec Tra: Arthur Lee

DIGA: Nga Le

VAMS: Rachel Leong

-- End of report --